








Discover The Word

Version 2.1

Table of Contents

 Description	1
 Installation	2
 Windows	2
 Linux	2
 Other	2
 About	2
 Change Log	2

Description

Discover The word is a JavaScript word game. The objective of this game is to discover a hidden word. A graphical, JavaScript supported modern browser is required to play this game. You can play this game on all major graphical browsers, like Microsoft Internet Explorer, Netscape Navigator, Firefox, Opera, Konqueror, Mozilla, Galeon, Safari, and Epiphany.

Because this game is written in JavaScript, it fully depends on the browser, not on the platform. So, you can play it on all modern graphical operating systems, like Microsoft Windows, Mac OS, Mac OS X, and several UNIX clones (Solaris, FreeBSD, Linux etc).

You will get only 5 tries to discover the hidden word. If you succeeded to find the word, an alert message will be shown with your answer and will offer you to play again. If you failed to discover the hidden word within 5 tries, an alert message will be shown with the hidden word and will offer you to play again. To exit from the game, just close the current instance of your web browser.

Playing from the keyboard is only supported on Microsoft Internet Explorer. Future versions of this game will contain keyboard support for other major web browsers.

Shift+? = Getting help

Enter = Starts a new game

A-Z or **a-z** = For corresponding images/letters

Comments and feedbacks are very much appreciated regarding to this game. Thank you very for playing **Discover The Word**.

Installation

Below you can find installation instructions for several operating systems. Please note that you will need a graphical, JavaScript supported web browser to play this game.

Windows

Unpack the .zip file with an archiving tool, like WinZip or WinRAR. Windows ME, XP and 2003 already got a built-in archiving tool. Now open the discover_word.html file with your favorite web browser and start playing!

Linux

Unpack the .zip file with an archiving tool, like File Roller or unzip. Now open the discover_word.html file with your favorite web browser and start playing!

XOther

Please follow the instructions provided in Linux section.

About

Author: Shovon

Email: shuvorim@yahoo.com

Website: <http://www29.websamba.com/shovon>

©ShuvoRim Pvt. Ltd.

All rights reserved.

Change Log

Version 2.1

- Minor fixes.
- Documentation updated.

Version 2.0

- Added extra 200 words.
- Minor fixes.

Version 1.0

- Initial release.